

# Middletown City School District

## **Budget Proposal 2019-2020**

Administrative – February 7, 2019

Instructional – February 21, 2019

**Capital, Benefits – March 7, 2019**

Revenue Discussion - March 21, 2019

# Assumptions for Budgeting

**\$ Annual inflation rate for most items 2%**

**\$ TRS - 9%**

**\$ ERS - 14.6%**

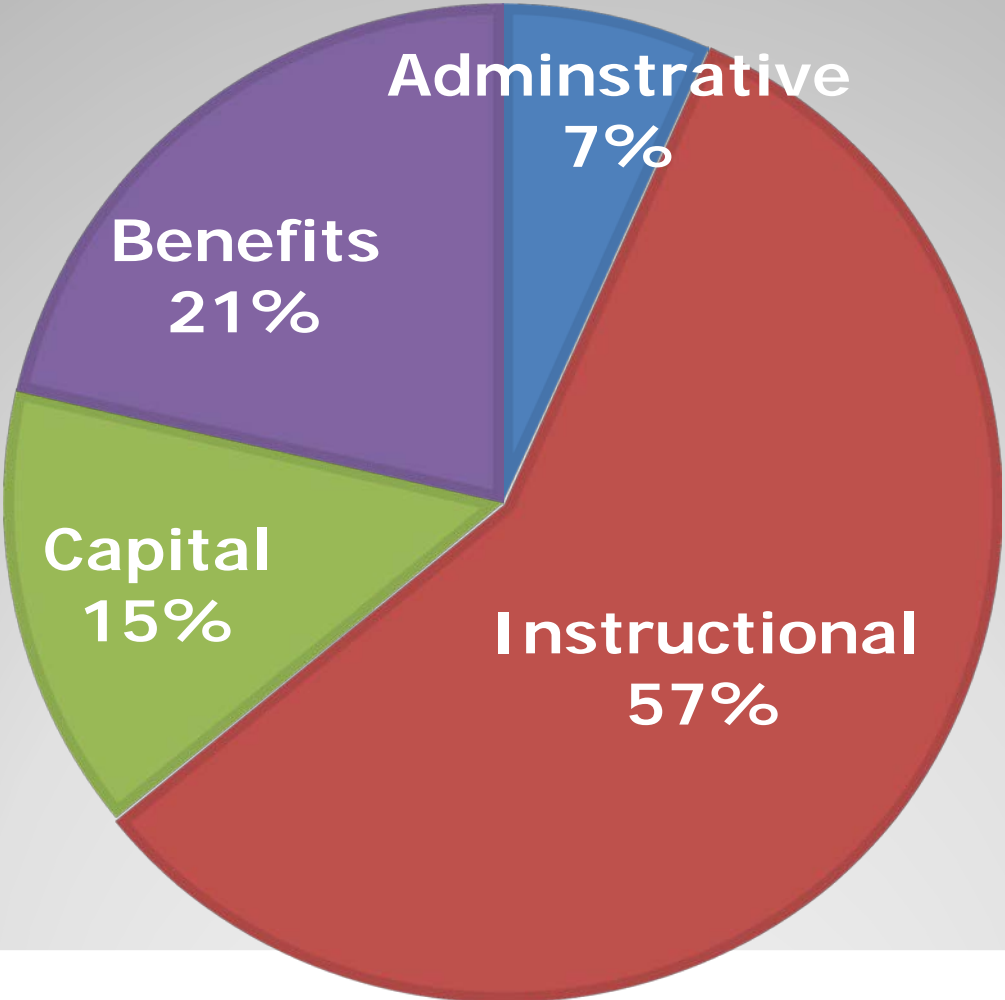
**\$ BOCES Services - 5%**

**\$ Health Insurance – TBD**

**\$ Foundation Aid Increase - 2.09%**

**\$ Community Schools Increase - 28.2%**

# Estimated Percent of Total Budget



# Changes to Capital Budget?

|   |                          |
|---|--------------------------|
| <b>Operations</b>                         | <b>\$368,984</b>         |
| <b>Maintenance -<br/>Includes 7 SRO's</b> | <b>\$447,860</b>         |
| <b>Judgements and Claims</b>              | <b>(\$83,660)</b>        |
| <b>Debt Service</b>                       | <b>(\$833,992)</b>       |
| <b>Interfund Transfers</b>                | <b>(\$4,175,000)</b>     |
| <b>Total Capital Decrease</b>             | <b>(\$4,253,271)</b>     |
|   | <b>Decrease (12.98%)</b> |

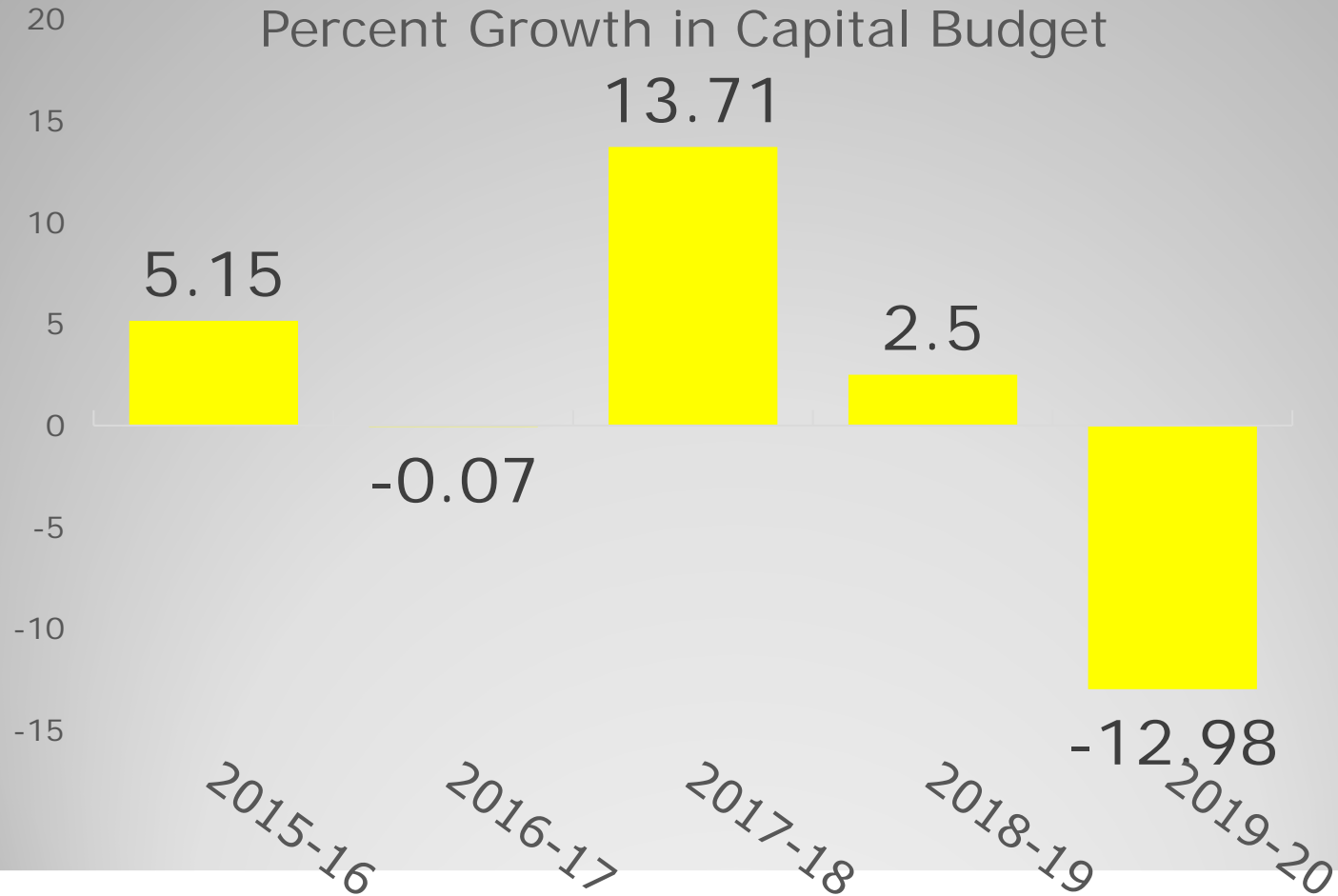
# Additional Budget Requests

| Request                                       | Location            | Proposed Cost |
|---|---------------------|---------------|
| Director of Security                          | District - Wide     | \$80,000      |
| Building Condition Survey<br>(Funded Mandate) | District- Wide      | \$348,715     |
| New Gas Pump                                  | Board of Education  | \$30,000      |
| New Fire Alarm Systems                        | Maple Hill          | \$100,000     |
| Elevator Repair                               | HS Athletics/PPE    | \$30,000      |
| Elevator Repair                               | Twin Towers Kitchen | \$75,000      |



# 5 Year History Capital

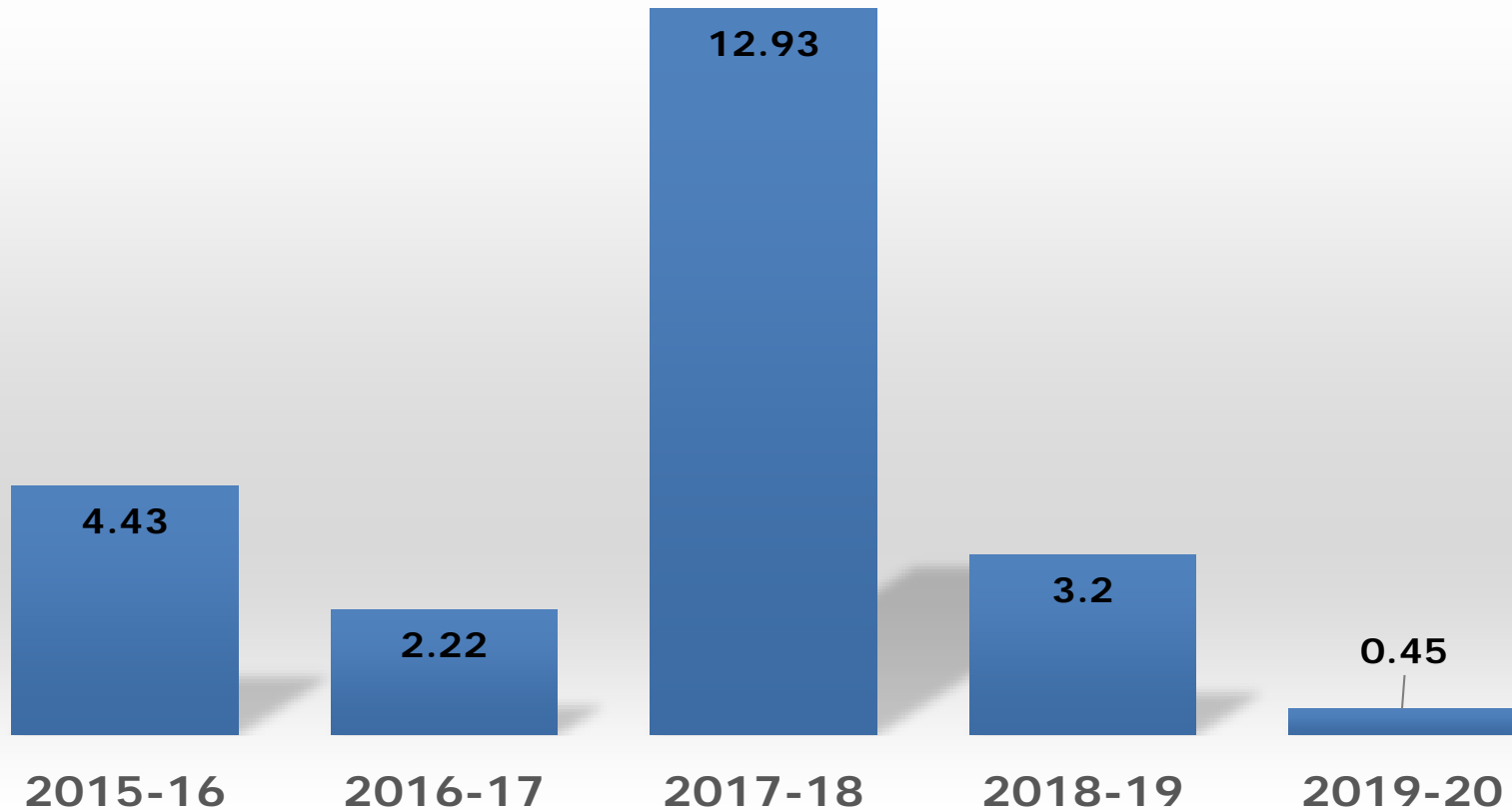
Percent Growth in Capital Budget



# What makes up the increase in Benefit expenditures?

| Categories of Expense         | 2018-19      | 2019-20      | Increase                 |
|-------------------------------|--------------|--------------|--------------------------|
|                               | Budget       | Budget       | (decrease)<br>Over 18-19 |
| STATE EMPLOYEES RETIREMENT    | \$2,091,230  | \$2,091,230  | \$0                      |
| STATE TEACHERS RETIREMENT     | \$8,342,387  | \$8,342,387  | \$0                      |
| SOCIAL SECURITY               | \$5,890,794  | \$6,055,794  | \$165,000                |
| WORKERS' COMPENSATION         | \$456,236    | \$500,000    | \$43,764                 |
| WORKERS' COMPENSATION - BOCES | \$8,918      | \$9,275      | \$357                    |
| LIFE INSURANCE                | \$35,200     | \$35,200     | \$0                      |
| UNEMPLOYMENT INSURANCE        | \$198,247    | \$147,704    | (\$50,543)               |
| DISABILITY INSURANCE          | \$24,502     | \$25,972     | \$1,470                  |
| HEALTH & DENTAL INSURANCE     | \$18,485,292 | \$18,485,292 | \$0                      |
| AFFORDABLE CARE ACT FEES      | \$59,100     | \$59,100     | \$0                      |
| TCHRS/TAS WELFARE BENEFIT     | \$166,400    | \$166,400    | \$0                      |
| TUITION REIMBURSEMENT         | \$65,000     | \$65,000     | \$0                      |
| Proposed 2019-20 Benefits     | \$35,823,306 | \$35,983,354 | \$160,048                |
|                               |              | Increase     | 0.45%                    |

# 5 Year Benefits History





# **2019-20 Budget Calendar**

**Instructional - February 21, 2019**

**Capital, Benefits - March 7, 2019**

**Revenue Discussion - March 21, 2019**

**Public Input - April 4, 2019**

**Budget Adoption - April 25, 2019**

**Budget Hearing - May 9, 2019**

**Budget/Election Vote - May 21, 2019**